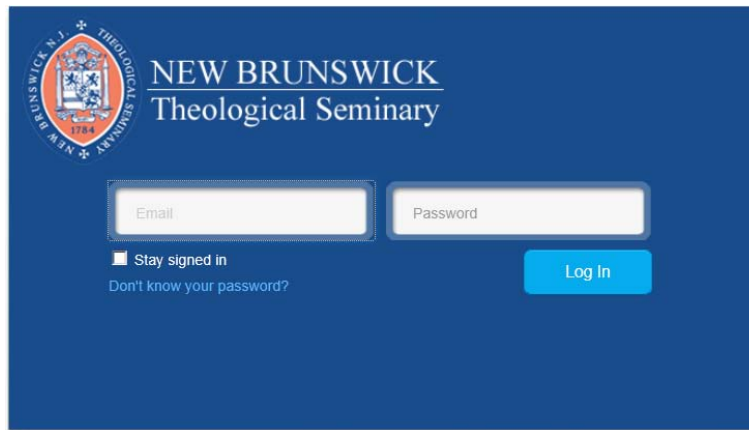


Getting started with Canvas

<http://www.nbts.edu/canvas>

Enrolled students are given an account on Canvas, which is our Learning Management Software, used to supplement to classroom learning. Canvas courses are secure. Each student receives a unique login and password, and only students that are registered for a course can access its content. This enables instructors to post copyrighted material, track which students are accessing particular course materials, and quiz students online. There is a place to post grades to track progress but it is used at the discretion of the instructor.



Your canvas login is your full NBTS student e-mail. The default password is the word **password**. If you experience a problem or forget your password, please click the link for “don't know your password” to create a new password. Enter your NBTS student e-mail account and click “request password.”

In Canvas, you will be able to view the syllabus, read assignments, participate in discussions, view the course calendar, and personalize your profile. Please note that not all classes will use the Canvas system. It is not a confirmation of your enrollment or registration

Once you have registered for class **and** the instructor has published the class site, you will start to see conversation from all of your classes! For now, just log in and take a look around!

Getting started with Canvas

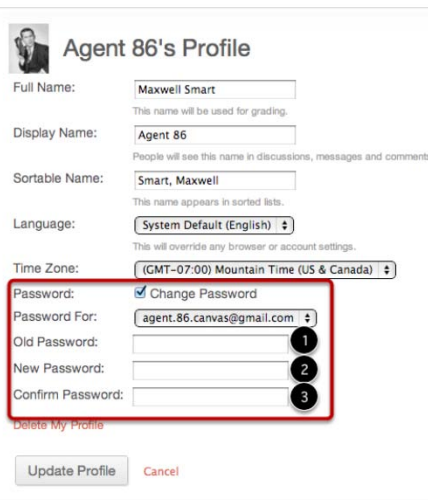
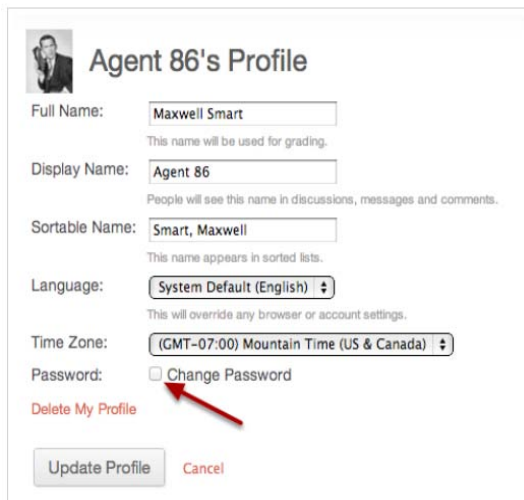
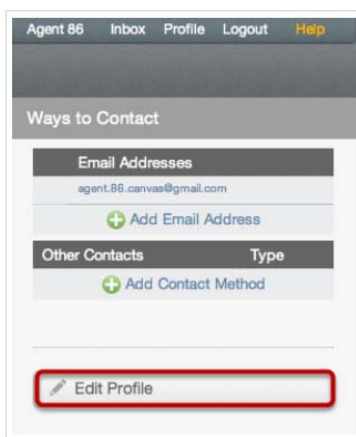
<http://www.nbts.edu/canvas>

To change your password – log in to the Canvas system.

On the top right hand – select “profile”



Click on **Edit Profile** to make changes to your Profile



Check the box for “change password.” Type your old password in the Old Password text field [1], type your new password in the New Password text field [2], and type your new password again in the Confirm Password text field [3]. Click on **Update Profile** to save your changes.